

ACT711S

The ACT711S is an ultra thin, plastic moulded package with a maximum height of 1.4 mm. The package contains a highly reliable cylinder type quartz crystal and is ideally suitable for automatic insertion, especially where PCB component mounting space is at a premium.

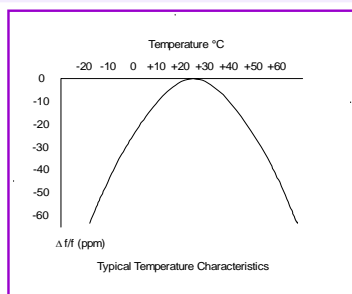
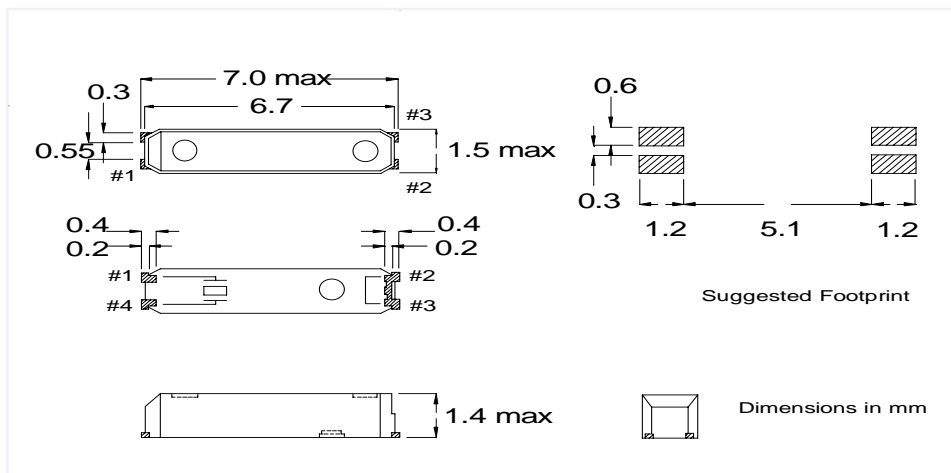
Applications include Wireless Communications Equipment, Pagers, PDAs, Cellular Phones, Portable applications, and a variety of clock sources.

Compatible with Eu Directive
 2002/95/EC - RoHS
 Contains Pb>85% high melting
 point solder exempted from
 Article 4(1) of the directive



Specification

Parameter	Symbol	Specification
Frequency Range	fo	32.768KHz
Frequency Tolerance	$\Delta f/fo$	$\pm 20\text{ppm} / \pm 50\text{ppm}$
Frequency v Temperature @25°C	TC	See Drawing
Turnover Temperature	Tp	+25°C $\pm 5^\circ\text{C}$
Temp. Coefficient	K	$(-3.5 \pm 1.0) \times 10^{-8}/^\circ\text{C}^2$
Temp Operating Range	Topr	-40 ~ +85°C
Temp Storage Range	Tstg	-55 ~ +125°C
Equivalent Series Resistance	ESR	65K Ω max
Shunt Capacitance	C ₀	0.8pF typical
Load Capacitance	C _L	7.0pF / 12.5pF
Drive Level	DL max	1.0 μW (0.1 μW Recommended)
Aging	Fa	$\pm 3\text{ppm}$ max 25°C $\pm 3^\circ\text{C}$, First Year
Reflow Profile	Tsol	260°C max x 5 secs x 2 times (max IR reflow)



Pad Plating Material SnBi

Please note that all parameters can not necessarily be specified in the same device

Customer to specify : Frequency Tolerance, Load Capacitance

In line with our ongoing policy of product evolution and improvement, the above specification may be subject to change without notice

ISO9001:2000 Registered

For quotations or further information please contact us at:

3 The Business Centre, Molly Millars Lane, Wokingham, Berkshire, RG41 2EY, UK

<http://www.actcrystals.com>

Issue: 6 A3

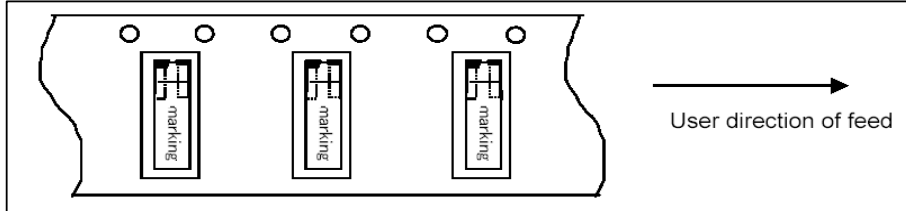
Date: 14/09/05

ACT711S TAPE & REELING SPECIFICATION

Standard Reel Quantity 3.000

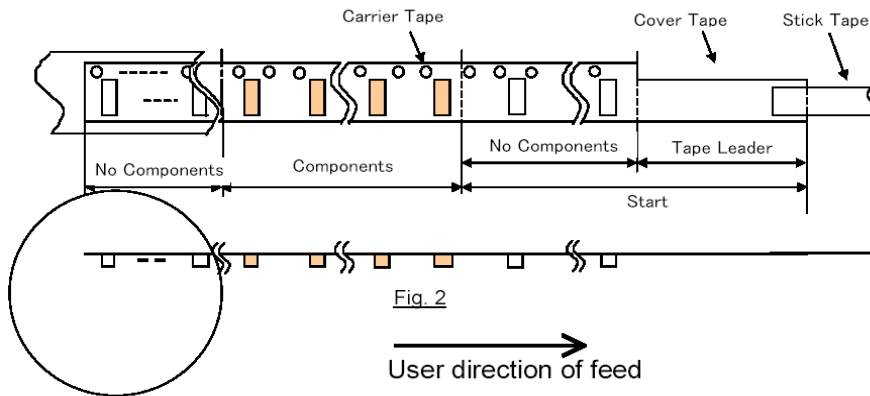
MATERIAL Tape A_PET
 Reel Cardboard

ORIENTATION IN CARRIER TAPE

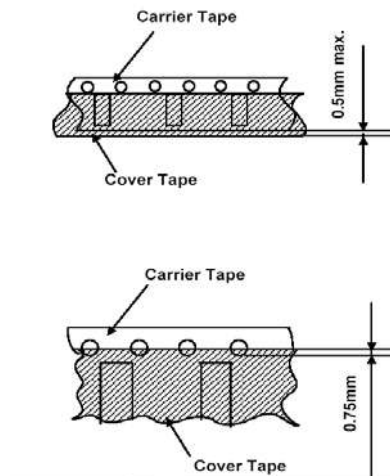


LAYOUT OF TAPE

No Components 20 Pockets Minimum
 Cover Tape Leader 150mm Minimum
 Start of carrier tape bent vertically and hooked into reel slot.



COVER TAPE OVERLAP



In line with our ongoing policy of product evolution and improvement, the above specification may be subject to change without notice

ISO9001:2000 Registered

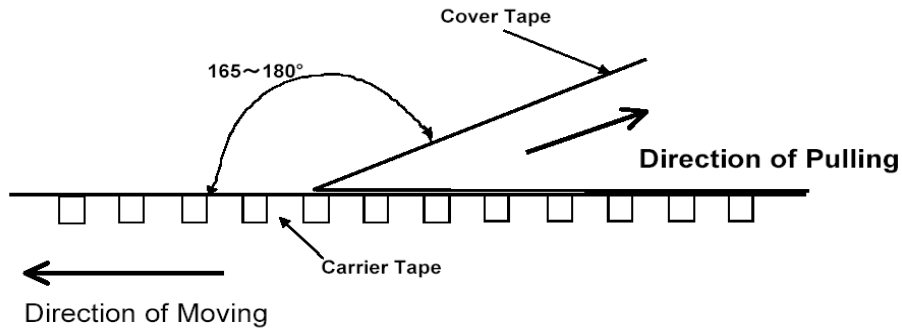
For quotations or further information please contact us at:
 3 The Business Centre, Molly Millars Lane, Wokingham, Berkshire, RG41 2EY, UK
<http://www.actcrystals.com>

Issue: 6 A3
 Date: 14/09/05

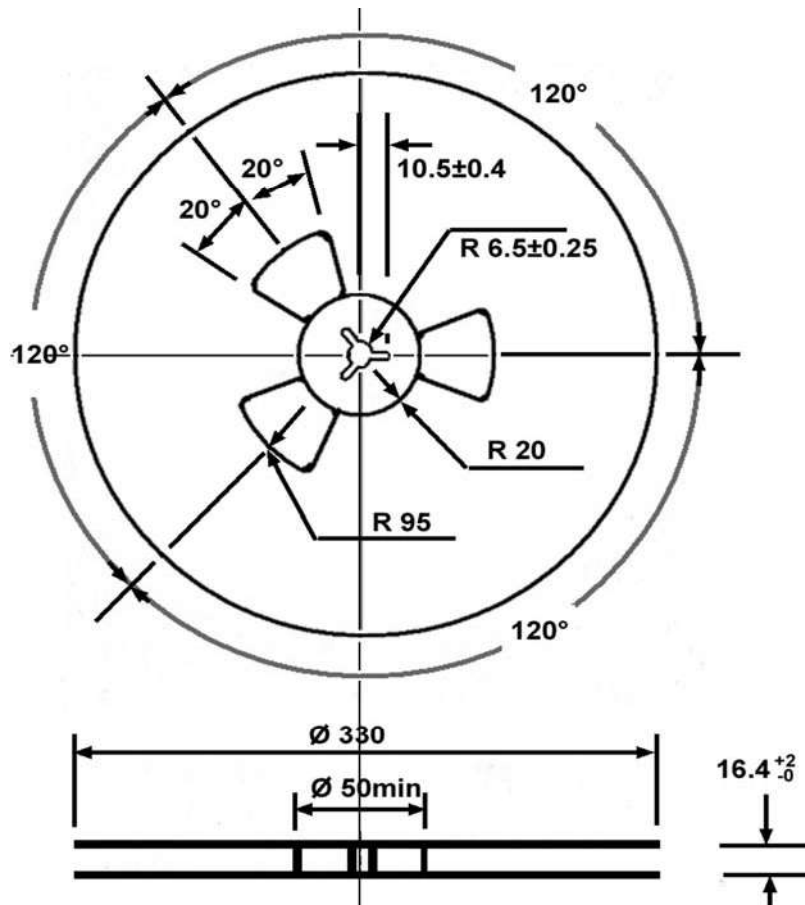
ACT711S TAPE & REELING SPECIFICATION cont'd

PEEL STRENGTH

Using method below the force to start the tape peeling with a pull speed of 300 ± 10 mm/min shall be 0.1~1.3N.



REEL DIMENSIONS (mm)



In line with our ongoing policy of product evolution and improvement, the above specification may be subject to change without notice

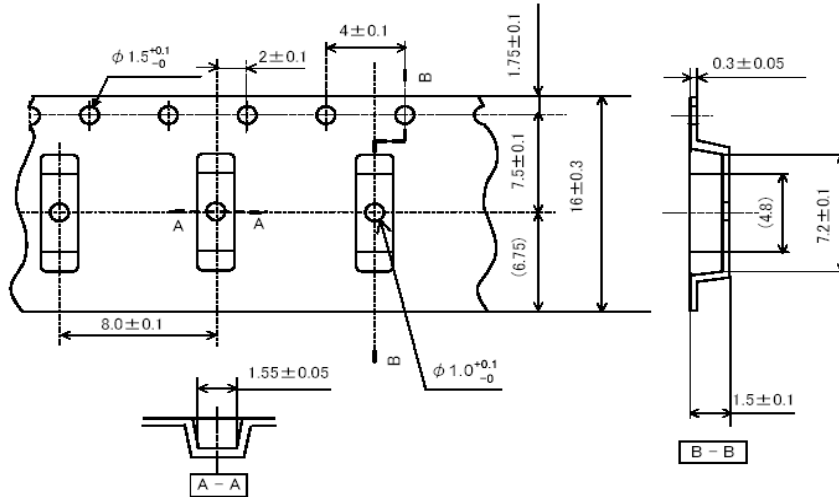
ISO9001:2000 Registered

For quotations or further information please contact us at:
3 The Business Centre, Molly Millars Lane, Wokingham, Berkshire, RG41 2EY, UK
<http://www.actcrystals.com>

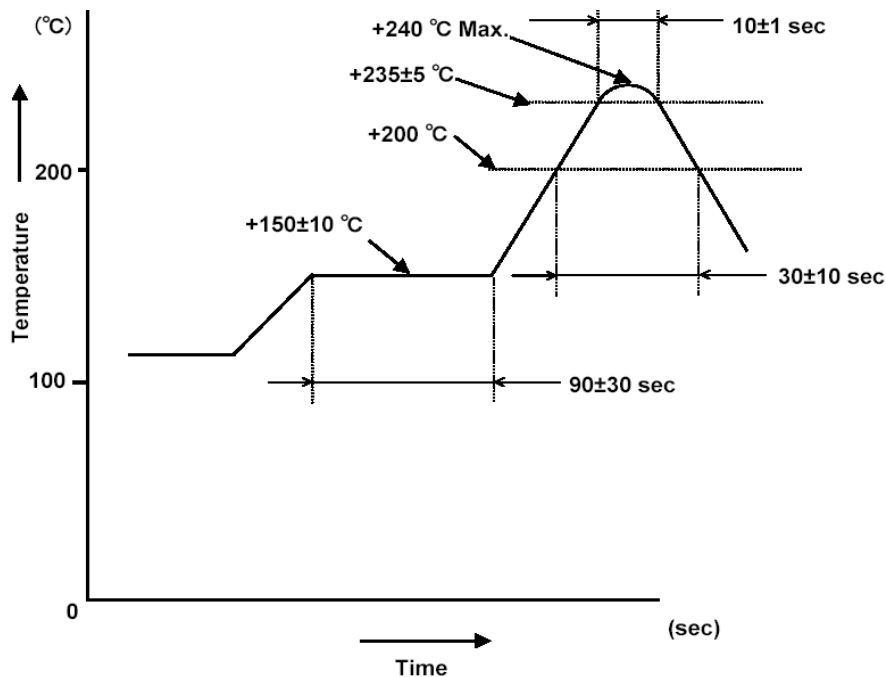
Issue: 6 A3
Date: 14/09/05

ACT711S TAPE & REELING SPECIFICATION cont'd

CARRIER TAPE DIMENSIONS (mm)



ACT711S REFLOW SOLDERING PROFILE



Temperatures are PCB temperatures.

In line with our ongoing policy of product evolution and improvement, the above specification may be subject to change without notice

ISO9001:2000 Registered

For quotations or further information please contact us at:

3 The Business Centre, Molly Millars Lane, Wokingham, Berkshire, RG41 2EY, UK

<http://www.actcrystals.com>

Issue: 6 A3
Date: 14/09/05